

**5 DIODE**  
**ENHANCED FULL SPECTRUM**

**3**  
**CHANNEL**  
**SPECTRAL**  
**MIXING**



## HELLION VARIABLE SPECTRUM III

**1000W 10-BAR**

**700W 8-BAR**

**510W 6-BAR**

**250W 4-BAR**

# LED

**VEG**

**BLOOM**

**UV**

**Ready to mix it up?**


**Adjust-A-Wings Hellion VS3 multi-channel LED brings higher system efficiency along with spectrum and intensity control throughout the plant lifecycle.**

**With four cutting-edge, high intensity LED fixtures (250W, 510W, 700W, 1000W) the Adjust-A-Wings brand ensures that decades of lighting know-how stand behind these highly innovative, LED grow lights.**






**250W 4-BAR**



**700W 8-BAR**



**510W 6-BAR**



**1000W 10-BAR**

## MULTI-DRIVER CONTROL AND EFFICIENCY

Dedicated drivers for veg, bloom and UV unlock new levels of efficiency, performance and spectral control



### TOP OF THEIR CLASS

in both performance (PPF / BPF) and efficiency (PPE / BPE)

### 3-CHANNEL ADJUSTABLE SPECTRUM

Adjustable spectrum and intensity across three channels (veg, bloom, uv)

### 5 x PREMIUM BRAND DIODES

Samsung LM301h 3k + 5k, Osram 660nm Red  
Osram 730nm Far-Red, Seoul 395 UV (all 50,000hr rated)

### EXTENDED FULL SPECTRUM 360 – 780nm

PAR with UV-A / Near-Blue and Far-Red / IR

### EVEN FOOTPRINT

Micro-reflector controlled light distribution for more intensity, deeper penetration and even coverage




## DIALING IN THE PERFECT SPECTRUM

All HELLION VS3 LEDs are equipped with 3 x independent channels (VEG, BLOOM, UV) for spectral diversity and control. The **VEG** channel is full-spectrum, rich in Blue. **BLOOM** is also full-spectrum, rich in Red + Far Red, and **UV** provides UVA + Near Blue for a fine finish!


Find your favourite mix or try our suggestions:

### PROPAGATION




Gradually increase the intensity of the vegetative channel as your plants develop. Some UV can help to strengthen seedlings and cuttings.

### VEGETATIVE GROWTH




Blue-dominant spectrum helps to keep plants squat and bushy, making them easier to illuminate efficiently during the bloom phase.

### VEGETATIVE TO BLOOM




Combining lower bloom with higher UV and high veg can help to reduce unwanted internodal stretch. Try 20% more bloom if some stretch is desirable.

### BLOOM



Increase bloom after the initial development of flowers. The extra Red and Far-Red promote branching and help to increase flower size and density.

### RIPENING / FINISHING



Additional UV during the final few weeks can help to boost flavours, colours and essential oils. Try leaving all channels on full and raising the fixture (5 - 10cm / 2 - 4") if ceiling height permits.

## TAKE SPECTRAL QUALITY TO THE NEXT LEVEL

CONTROL STRETCH, BOOST TERPENES, ENHANCE FLAVOURS

**1000W**

PPF 2,700  $\mu\text{mol/s}$

\*BPF 2,800  $\mu\text{mol/s}$

**700W**

PPF 1,850  $\mu\text{mol/s}$

BPF 1,925  $\mu\text{mol/s}$

**510W**

PPF 1,325  $\mu\text{mol/s}$

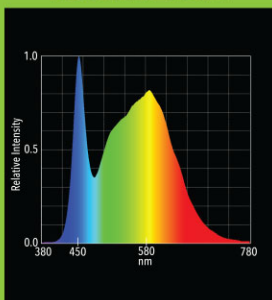
BPF 1,375  $\mu\text{mol/s}$

**250W**

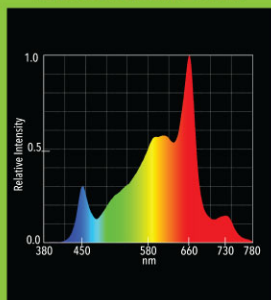
PPF 620  $\mu\text{mol/s}$

BPF 650  $\mu\text{mol/s}$

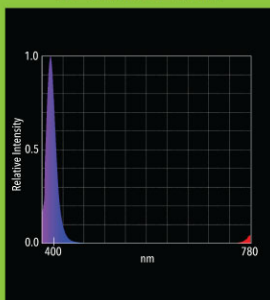
VEG CHANNEL ONLY



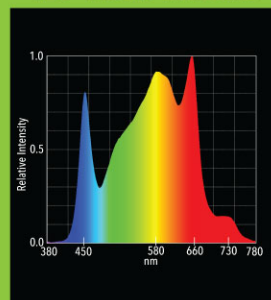
BLOOM CHANNEL ONLY



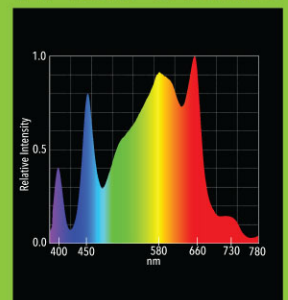
UV CHANNEL ONLY



VEG+BLOOM CHANNELS



VEG+BLOOM+UV CHANNELS



\*BPF (Bioactive Photon Flux/280 - 800nm) includes PAR + UV/Near-Blue + Far-Red/Near IR.

# HELLION 3-CHANNEL LED CONTROLLERS

Stay in control of your gardens with the HELLION LED MASTER and EASY CONTROLLERS.

DIAL IN SPECTRAL RECIPE FROM SUNRISE TO SUNSET ACROSS THREE CHANNELS AND TWO SEPARATE ZONES. (STANDARD CONTROLLERS NOT COMPATIBLE WITH HELLION 3-CHANNEL LEDs)



RJ11 ports for group control

## FOOTPRINT / COVERAGE

**250W**

**75 x 75cm**  
up to 1m x 1m

**510W**

**1m x 1m**  
up to 1.2m x 1.2m


**700W**

**1.2m x 1.2m**  
up to 1.5m x 1.5m

**1000W**

**1.5m x 1.5m**  
up to 1.8m x 1.8m

## EASY ASSEMBLY



Light-bars click in and clip out with no need to connect multiple cables

Compact, transport-safe packaging

3-Year Warranty

## MINIMUM HANGING HEIGHTS

**1000W**

**700W**

**510W**

**250W**

45-60cm / 18-24"

NB: All models can be operated at 30-45cm (12-18") when dimmed to 75% or less.



@ADJUSTAWINGS\_OFFICIAL  
ADJUSTAWINGS.COM